

酸化チタン（ナノ粒子、アナターゼ型）の rasH2 マウス
を用いた吸入による中期がん原性試験報告書




試験番号：0887

PHOTOGRAPHS




PHOTOGRAPHS

- PHOTOGRAPH 1 SEM IMAGE OF TITANIUM DIOXIDE COLLECTED FROM EXPOSURE CHAMBER :ADMINISTRATION AT 1 WEEK
- PHOTOGRAPH 2 SEM IMAGE OF TITANIUM DIOXIDE COLLECTED FROM EXPOSURE CHAMBER :ADMINISTRATION AT 13 WEEKS
- PHOTOGRAPH 3 SEM IMAGE OF TITANIUM DIOXIDE COLLECTED FROM EXPOSURE CHAMBER :ADMINISTRATION AT 25 WEEKS

PHOTOGRAPH 1 SEM IMAGE OF TITANIUM DIOXIDE COLLECTED FROM EXPOSURE CHAMBER: ADMINISTRATION AT 1 WEEK



PHOTOGRAPH 2 SEM IMAGE OF TITANIUM DIOXIDE COLLECTED FROM EXPOSURE CHAMBER: ADMINISTRATION AT 13 WEEKS



PHOTOGRAPH 3 SEM IMAGE OF TITANIUM DIOXIDE COLLECTED FROM EXPOSURE CHAMBER: ADMINISTRATION AT 25 WEEKS

